


Unit 1

Cricket Goes to School


Pre-reading

Circle. 


1



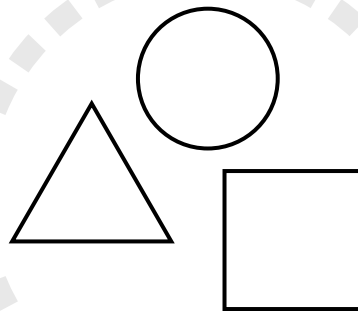
2



3



4



Instructions

Cricket Goes to School

Pre-reading

Materials: crayons, Class CD, Story Cards Unit 1

Instructions:

Ask students to identify Cricket and have them color him. Then draw their attention to the first scene of the story in their Student's Books. Ask them *Where is Cricket going?* Show the corresponding Story Card and point to the picture of the school to help students answer. Next, point to each picture on page 5, name it and have them repeat. Then have students circle the picture of the people or things they think Cricket finds at school in the story. Finally, invite students to check their answers as they listen to the rest of the story (Track 11). Keep students' work in their portfolios.


While Reading

Materials: Story Cards Unit 1, Class CD

Preparation: Display the Story Cards on the board.

Instructions:

Play Track 11 again and have different students go to the board. Ask them to point to the characters in the Story Cards as they speak. For example, ask a student to listen to the events in Scene 1 and have him or her point to Cricket when they hear him talk. Follow the same procedure with other students and other characters in the following scenes.



Unit 1

Cricket Goes to School

Post-reading

Draw.



My First Day of School

© Richmond Publishing
This free sample content
is for teacher review only
and may not be copied or sold.

Instructions

Cricket Goes to School

Post-reading

Materials: crayons

Instructions:

Have students draw themselves on their first day of school, showing how they felt (*happy* or *sad*). Encourage them to share their drawings with the rest of the group and say how they feel now. Keep students' work in their portfolios.

See more pre-reading, while reading and post-reading activities on the Teacher's Resource CD. Use them depending on the needs of your class.

